



SCHAEFF

A **YANMAR** BRAND

CRAWLER EXCAVATOR



Specifications

Operating weight	5650 kg
Engine power	32.2 kW (44 HP)
Bucket capacity	68-232 l
Dig depth	3.75 / 3.95 m
Reach	6.4 / 6.6 m

Features

- ▶ Short-tail machine
- ▶ Extra-wide blade for dozer applications
- ▶ Top-mounted boom cylinders for perfect protection of cylinders and larger range of application
- ▶ Comfort cab with perfect all-round visibility
- ▶ Knickmatik® allows for working closely alongside walls
- ▶ Wide range of proven working tools

TC60

SPECIFICATIONS

ENGINE

Manufacturer, model	Mitsubishi, S4Q2-Y365KL
Type	4-cylinder diesel engine, EPA/Tier 4
Combustion	4-stroke, swirl chamber injection
Displacement	2505 cm ³
Net power rating at 2400 rpm (ISO 9249)	32.2 kW (44 hp)
Specific fuel consumption	255 g/kWh
Torque	133 Nm at 2000 rpm
Cooling system	Water

ELECTRICAL SYSTEM

Nominal voltage	12 V
Battery	12 V / 74 Ah
Generator	12 V / 50 A
Starter	12 V / 2.0 kW

TRANSMISSION

Two-stage hydrostatic travel drive with axial piston variable displacement motor and reduction gear, fully enclosed. "Straight-Travel" function. Brake valve for downhill drive.

2 speed ranges:

Travel speed, forward and reverse	0-3 / 5.2 kph
Gradeability	> 60 %
Drawbar pull 1st / 2nd speed range	4202 / 2474 daN

UNDERCARRIAGE

Maintenance-free crawler-type undercarriage. Idler suspension with hydraulic crawler track tensioning.

Width rubber crawlers / steel crawlers	400 mm
Tread width	1580 mm
Total length (sprocket - idler)	2060 mm
Total length (undercarriage)	2570 mm

DOZER BLADE

Independent of drive train, sensitive control via separate hand lever.

Width x height	1990 x 441 mm
Dozer cut below ground	360 mm
Dozer lift above ground	430 mm
Slope angle	35°

STEERING

Independent, individual control of crawlers, also counterwise via 2-circuit hydraulic system. Sensitive control via hand levers combined with foot pedals. Pedal console serving as foot rest.

SWING SYSTEM

Hydrostatic drive, also acts as wear-resistant brake. Additional spring-loaded multi-disc brake. Internally toothed ring gear.

Swing speed	0-9.5 rpm
-------------	-----------

KNICKMATIK®

Lateral parallel adjustment of boom arrangement at full dig depth.

Angle of articulation / lateral adjustment left	60° / 710 mm
Angle of articulation / lateral adjustment right	60° / 850 mm

FLUID CAPACITIES

Fuel tank	95 l
Hydraulic system (incl. tank)	108 l



OPERATING DATA, STANDARD EQUIPMENT

Transport weight (incl. bucket)	5650 kg
Total length (trailer transport position)	max. 5810 / min. 5390 mm
Total width (uppercarriage)	1780 mm
Total width (undercarriage)	1980 mm
Uppercarriage tailswing	1050 mm
Uppercarriage frontswing	2050 mm
Working envelope 180° / 360°	3100 / 4100 mm
Ground clearance	360 mm
Bucket digging force (ISO 6015)	40,000 N
Stick digging force (ISO 6015)	28,200 N
Ground pressure (rubber crawlers)	0.29 daN/cm ²
Ground pressure (steel crawlers)	0.31 daN/cm ²

HYDRAULIC SYSTEM

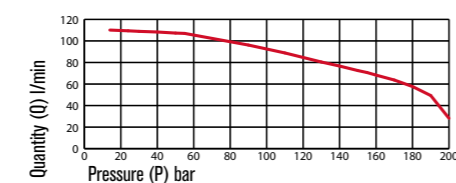
Pump capacity	2 x 62.4 + 43.2 + 8.4 l/min
Working pressure	245 bar

Working hydraulics: Tandem-controlled dual piston variable displacement pump for all work movements and travel drive, 1 gear pump for swinging and dozer blade and 1 pump for pilot pressure.

Tank-immersed return filter with electric contamination indicator, full flow filtration. Hydraulic oil radiator provided as standard. Boom, dipperstick and articulated cylinders with end-positioning damping on both sides, bucket retract function with one-side end-position damping.

All functions can be activated proportionally. Two servo-assisted joystick controls for excavator operations. Shut-off of all functions when operator dismounts from machine. Additional control circuit electrically operated with preselection of flow rate and impulse/continuous operation.

Control circuit for work attachments (standard):
Diagram shows P/Q provided on couplers



CAB

Spacious, sound-insulated full-vision steel cab, FOPS* (acc. to ISO 3449) and TOPS (acc. to ISO 12117) certified. Door with large entry zone on left-hand side. Safety glass windows, thermo windows tinted in green. Skylight thermo window, bronze tinted. Panoramic rear window. Front window supported by pneumatic springs, lockable for ventilation and slidable under cab roof. Windshield washer system. Storage compartment. Preparation for radio installation. Left-hand outside rear-view mirror.

Cab heating with windshield defroster through coolant heat exchanger and 3-speed fan, ventilating mode in summer.

Operator's seat MSG 85 (standard version), hydraulic damping, adjustable armrests, height, tilt and weight adjustments. Lap belt.

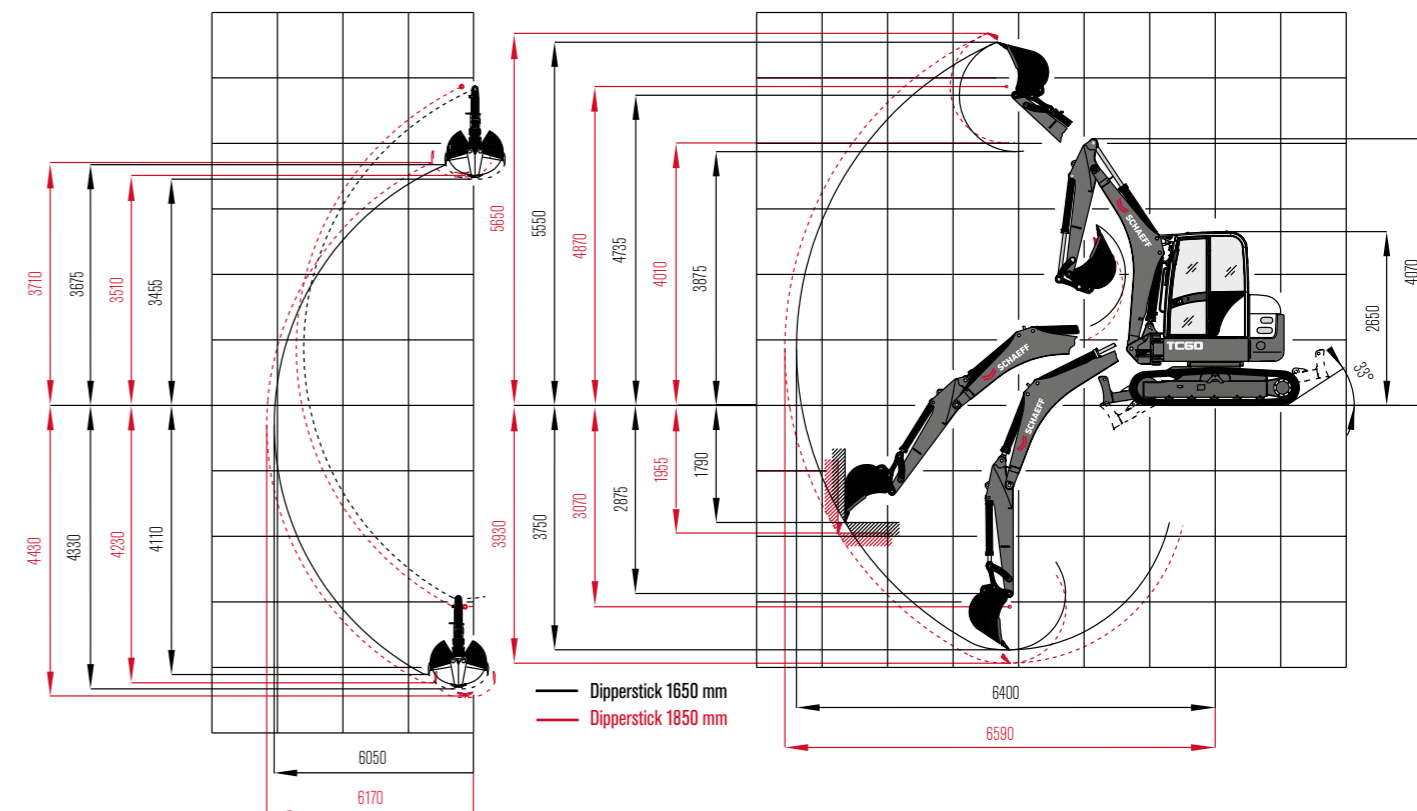
Instrument panel on the right-hand side of the operator's seat with visual & acoustic warning device, hour-meter, instrument cluster with large fuel gauge.

Working floodlights Halogen H-3.

Sound level values in compliance with EC-directives.

*FOPS-approved only with skylight guard (optional)

WORKING RANGES & DIMENSIONS: MONOBLOC BOOM



LIFTING CAPACITIES

Dipperstick 1600 mm		Load radius from center of ring gear									
		2.0 m		3.0 m		4.0 m		5.0 m		5.4 m	
		End	Side	End	Side	End	Side	End	Side	End	Side
2.0 m	S	-	-	-	-	1.44	0.98	-	-	-	-
	T	-	-	-	-	1.13	0.91	-	-	-	-
1.0 m	S	2.99	2.05	2.33	1.52	1.72	0.94	1.35	0.65	1.20	0.57
	T	2.26	1.92	1.80	1.41	1.13	0.89	0.78	0.61	0.68	0.53
0 m	S	-	-	2.93	1.27	1.89	0.83	1.31	0.59	1.08	0.52
	T	-	-	1.88	1.20	1.07	0.79	0.86	0.55	0.76	0.48
-0.7 m	S	2.70	1.67	2.60	1.20	1.72	0.77	1.19	0.58	1.00	0.54
	T	1.65	1.53	1.58	1.15	1.03	0.76	0.74	0.56	0.65	0.51

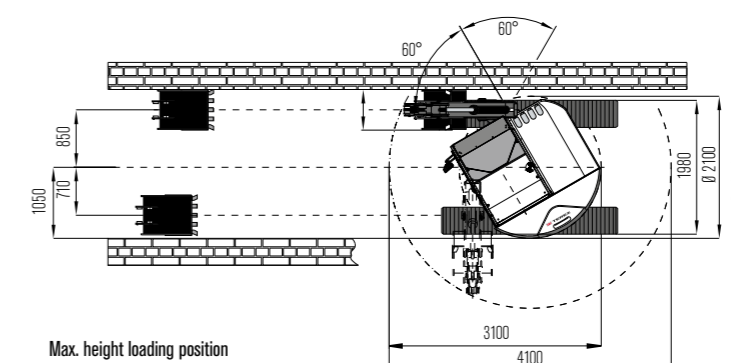
All values in tons (t) were determined acc. to ISO 10567 and include a stability factor of 1.33 or 87% of the hydraulic lifting capacity. All values were determined with quick-attach system but without bucket. In case of mounted-on work attachments, the deadweights of the work attachments must be deducted from the permissible operating loads.

Working equipment: Rubber crawlers, monobloc boom, dipperstick 1650 mm.

Abbreviations: S = Supported by blade, T = Traveling

DIMENSIONS

Work equipment:
Monobloc boom with dipperstick 1650 mm



WORK ATTACHMENTS

BUCKETS

Bucket, QAS	300 mm wide, capacity 68 l
Bucket, directly mounted	300 mm wide, capacity 80 l
Bucket, QAS	400 mm wide, capacity 99 l
Bucket, directly mounted	400 mm wide, capacity 112 l
Bucket, QAS	500 mm wide, capacity 131 l
Bucket, directly mounted	500 mm wide, capacity 144 l
Bucket, QAS	600 mm wide, capacity 164 l
Bucket, directly mounted	600 mm wide, capacity 176 l
Bucket, QAS	700 mm wide, capacity 198 l
Bucket, directly mounted	750 mm wide, capacity 225 l
Bucket, QAS	800 mm wide, capacity 232 l
Ditch-cleaning bucket, QAS	1300 mm wide, capacity 191 l
Ditch-cleaning bucket, directly mounted	1250 mm wide, capacity 211 l
Swing bucket, QAS	1300 mm wide, capacity 191 l
Swing bucket, directly mounted	1000 mm wide, capacity 211 l

OPTIONAL EQUIPMENT

BOOM OPTIONS

Monobloc boom, with extended dipperstick 1850 mm

CRAWLER CHAIN OPTIONS

Steel crawler track, 400 mm wide

Rubber-coated steel crawler chain 'Roadliner', 400 mm wide.

HYDRAULIC SYSTEM

Schaeff 'Fingertip' control for work attachments on right joystick	Hose-rupture / load-retaining valve for boom with load warning device
Schaeff 'Fingertip' control for work attachments on left joystick	Hose-rupture / load-retaining valve for dipperstick
Second control circuit (e.g. for sorting grab)	Biodegradable hydraulic oil / ester-based HLP 68 (Panolin)
Float position dozer blade	Open return

DRIVER'S STAND

Operator's seat MSG 85 (comfort version), hydraulic damping, extra-high backrest, longitudinal-horizontal suspension

Operator's seat MSG 95 (premium version), air damping, extra-high backrest, longitudinal-horizontal suspension, seat and backrest heating

GRABS

Clamshell grab GL 1250, grab swing brake	set of shells 250 mm wide, capacity 45 l
Clamshell grab GL 1350, grab swing brake	set of shells 350 mm wide, capacity 65 l
Clamshell grab GL 1450, grab swing brake	set of shells 450 mm wide, capacity 85 l
Clamshell grab GL 1600, grab swing brake	set of shells 600 mm wide, capacity 115 l
Ejector	

OTHER WORK ATTACHMENTS

Hydraulic hammer	Cutting unit
Auger	Quick-change adapter for hydraulic hammer
Load hook integrated in quick-attach system	Bolt-on load hook for bucket rod
Further work attachments available on request	

ENGINE

Diesel exhaust cleaner	Catalyst
------------------------	----------

CAB

Air conditioning	FOPS - skylight guard
Lighting package: 1 double beam working floodlight - cab-mounted rear center, 1 working floodlight cab-mounted - front right	Motion alarm incl. horn (to be deactivated on demand)
Yellow beacon	Radio set installation kit

OTHER OPTIONAL EQUIPMENT

Mechanical quick-attach system (QAS)	Anti-theft device (immobilizer)
Quick-attach system, mechanical (genuine Lehnhoff system), type MS03	Canopy with working floodlight (weight reduction: 80 kg)
Additional rear weight approx. 125 kg	Electrical refueling pump
Engine-independent diesel heater with fresh air circulation and timer	Special coating / adhesive films
Additional boom-mounted working floodlight	
Further optional equipment available on request	



Yanmar Compact Germany GmbH
Kraftwerkstrasse 4
74564 Crailsheim, Germany

www.schaeff-yanmar.com